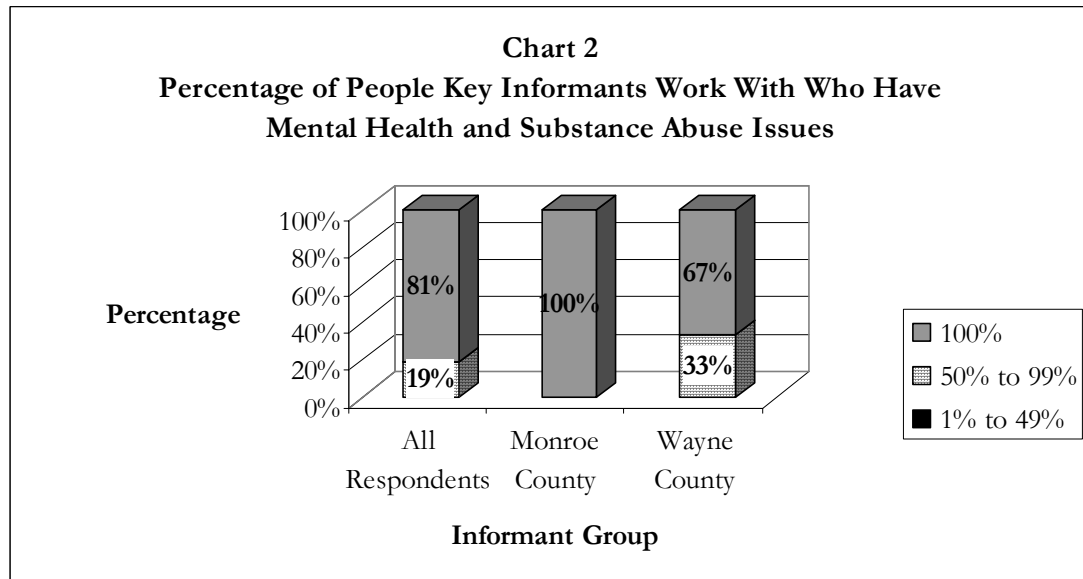
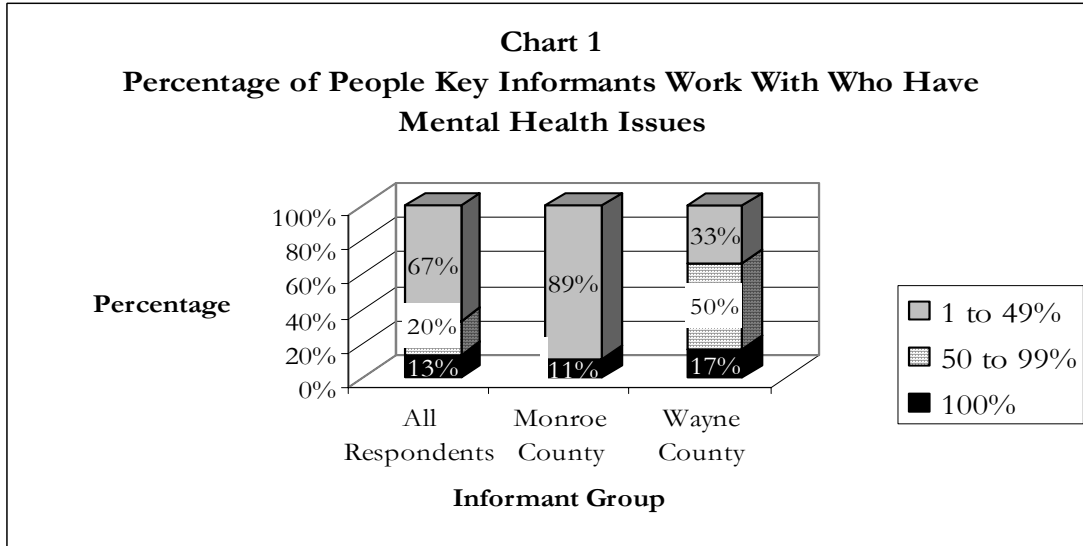
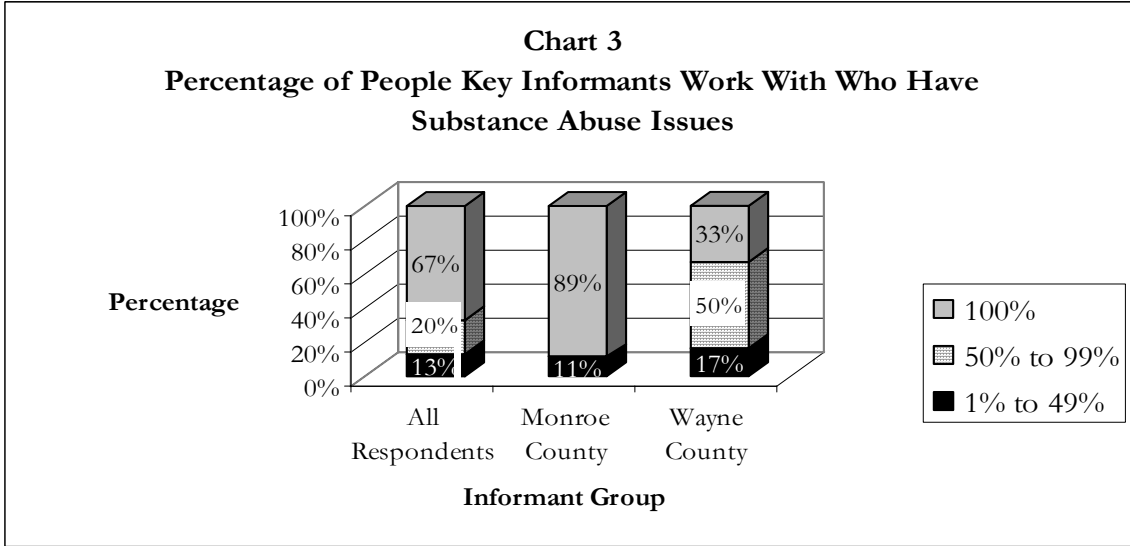


**APPENDIX L  
PERCENTAGE OF DUAL DIAGNOSIS PEOPLE KEY INFORMANTS WORK WITH AND BARRIERS TO TREATMENT**





**Table 1**  
**Key Informants Perceptions of Treatment Barriers for Dual Diagnosed Persons**

Treatment Barriers for Dual Diagnosis	All Respondents		Monroe County		Wayne County	
	#	%	#	%	#	%
Stigma	8	20.5%	6	33.3%	2	12.5%
Not Enough Programs or Trained Staff	11	28.2%	6	33.3%	4	25%
Lack of System Coordination	9	23.1%	2	11.1%	5	31.3%
Lack of Proper Diagnosis	3	7.7%	1	5.6%	2	12.5%
Funding Barriers	6	15.4%	2	11.1%	2	12.5%
Other	2	5.1%	1	5.6%	1	6.3%
<b>Total</b>	<b>39</b>	<b>100%</b>	<b>18</b>	<b>100%</b>	<b>16</b>	<b>100%</b>